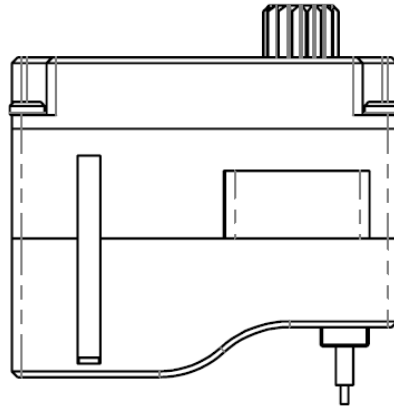
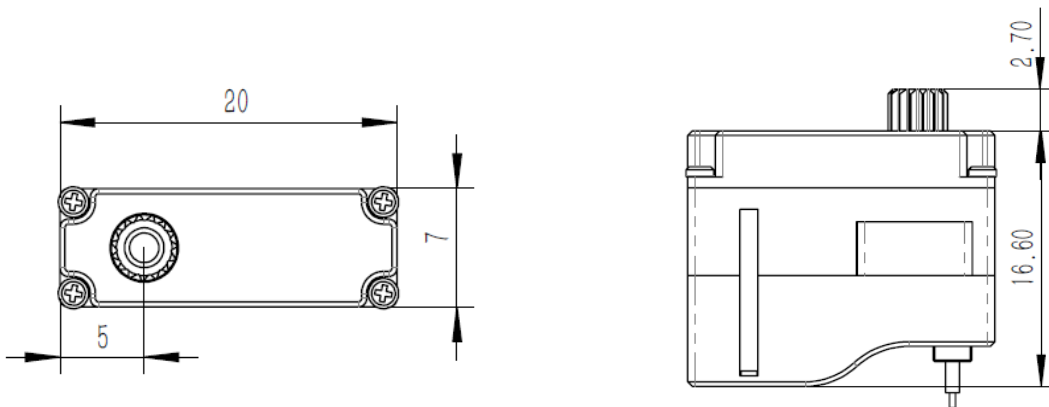


X06N

Technical Specification



1. Installation Dimensions

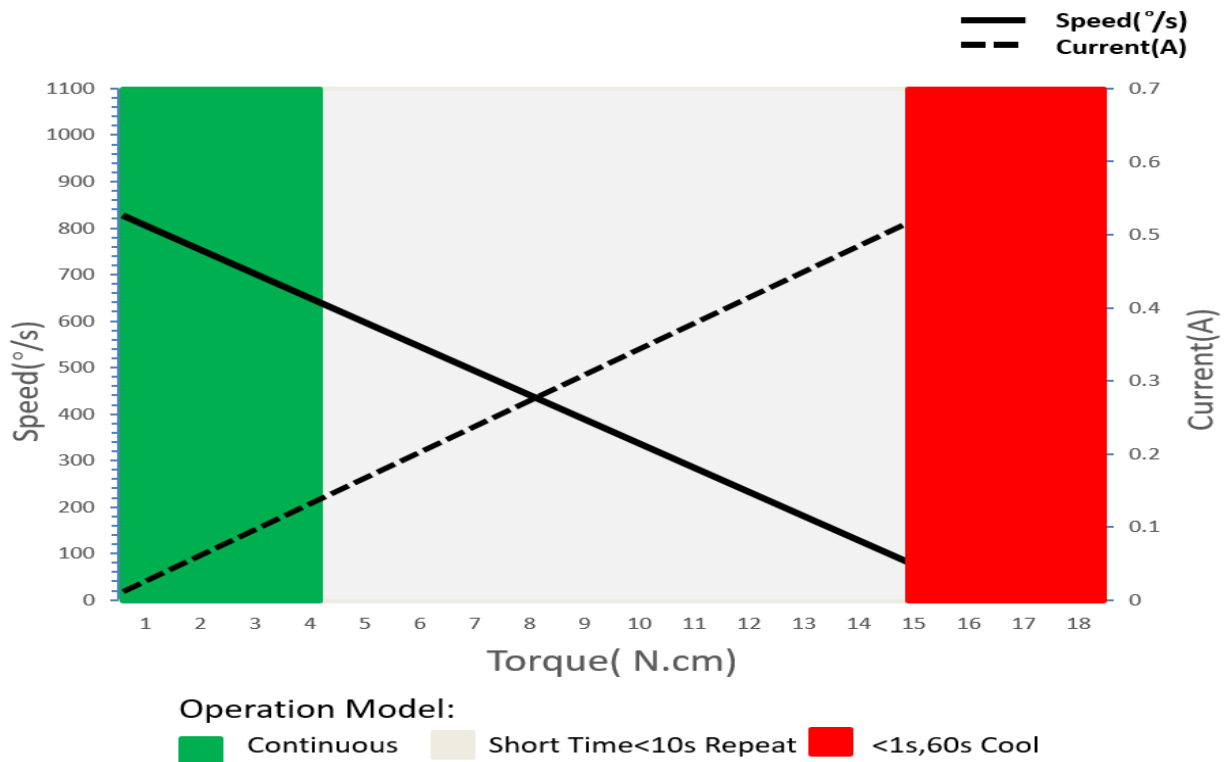


Case Dimensions	20mm*7mm*16.6mm \pm 0.2mm
Weight	6g \pm 10%

2. Operating Data

Rated Voltage	DC3.8V-8.4V
Voltage Range	DC6.0V
Stalling Torque	8N.cm@3.8V
	15N.cm@6.0V
	18N.cm@8.4V
Rated Torque	4N.cm@6.0V
Stalling Current	0.58A@6.0V
Rated Current	0.22A@6.0V
No-load Speed	0.12sec/60°@3.8V
	0.08sec/60°@6.0V
	0.07sec/60°@8.4V
Rated Speed	0.20sec/60°@6.0V
Default Travel Angle	±60° = 120° total travel
Operating Temperature Range	-10°C.....+65°C

3. Performance @6.0V



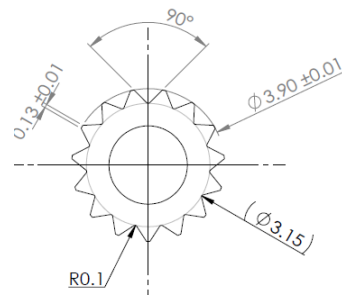
4. PWM Command Signal

Signal Voltage	TTL-Level: HIGH:min.3.3V,max.5.0V TTL-Level: Low:min.0.0V,max.1.5V
Pulse Lengths	900us-2100us
Pulse Lengths for Position-60°/0°/+60°	1000us/1500us/2000us

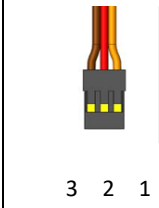
5. Materials and Features

Case Material	Aluminum Alloy
Motor Type	Coreless DC Motor
Gear Set Material	Steel Gear
Position Sensor	Potentiometer

6. Output Shaft Spline (15T)



7. Electrical Connection

	Pin Assignment			
	1	Yellow	SIG	Command Signal
	2	Red	+V DC	Supply Voltage
	3	Brown	GND	Supply Ground, Signal Ground

8. Accessories

(N/A)